

### AUTOMOTIVE LIGHTING & ACCESSORY CIRCUITS TRAINER



#### MAIN FEATURES

- Most complete lighting and accessory circuit trainer available.
- Modular components permit you to customize the trainer and allow for easy set up.
- Built to train up to four students at a time.
- Folds in seconds for easy storage.
- Built-in fault simulation.
- Available with many options including anti-theft system, remote starter, trailer lights, and many more.

#### DESCRIPTION

The CL-1918, Automotive Lighting and Accessory Circuits, contains automotive lighting system components mounted on modular plastic plates --- called Moduponents® --- where the student completes all of the wiring. The trainer is built to help the student evolve from building basic circuits to more complex electrical troubleshooting.

Due to the fact that the trainer is fully modular additional Moduponents® can be added to follow technical evolutions in the automotive industry. The trainer can be single or double sided to allow more than one group of students to work simultaneously on the trainer. A built-in regulated 12-V power supply included with the trainer.

#### SINGLE SIDE

The single-sided CL-1918S trainer includes:

- One (1) CL-1918-01, Front Lights;
- One (1) CL-1918-02, Dashboard Controls;
- One (1) CL-1918-03, North-American Rear Lights;
- One (1) CL-1918-07, Daytime Running Lights;
- One (1) CL-1918-10, Movable Stand;
- One (1) CL-1918-11, Power Supply; and
- One (1) CL-1918-12A, Wiring Set (68 patchcords).

#### DOUBLE SIDE

The double-sided CL-1918D trainer includes :

- Two (2) CL-1918-01, Front Lights;
- Two (2) CL-1918-02, Dashboard Controls;
- Two (2) CL-1918-03, North-American Rear Lights;
- Two (2) CL-1918-07, Daytime Running Lights;
- One (1) CL-1918-10, Movable Stand;
- One (1) CL-1918-11, Power Supply; and
- Two (2) CL-1918-12A, Wiring Set (68 patchcords).

### AUTOMOTIVE LIGHTING & ACCESSORY CIRCUITS TRAINER


#### BASIC EQUIPMENT

##### FRONT LIGHTS



CL-1918-01

##### DASHBOARD CONTROLS




CL-1918-02 (front view)



CL-1918-02 (rear view with fault box opened)

##### NORTH-AMERICAN REAR LIGHTS



CL-1918-03

The **CL-1918-01** includes:

- Two (2) yellow front side markers;
- Two (2) yellow flashers;
- Two (2) headlights (HI-LO beams).

The **CL-1918-02** includes:

- One (1) left turn flasher warning light;
- One (1) right turn flasher warning light;
- One (1) hand brake warning light;
- One (1) HI-beams warning light;
- One (1) battery generator warning light;
- One (1) dimmer switch;
- One (1) back-up lights switch;
- One (1) stop lights switch;
- One (1) headlights switch;
- One (1) ignition switch;
- One (1) hand brake switch;
- One (1) horn switch;
- One (1) horn buzzer;
- One (1) turn signal control relay;
- One (1) hazard control relay;
- One (1) turn signal/hazard arm;
- Four (4) fuses;
- One (1) ON-OFF warning light; and,
- One (1) fault box.

The **CL-1918-03** includes:

- Two (2) parking/stop/turn signal lights;
- Two (2) back-up lights;
- Two (2) rear side markers;
- One (1) license plate light.

The **CL-1918-07** includes:

- One (1) daytime running lights control module; and,
- One (1) fuse.

##### DAYTIME RUNNING LIGHTS



CL-1918-07

##### WIRING PATCHCORDS



CL-1918-12A

##### POWER SUPPLY



CL-1918-11



CL-1918-10


#### PHYSICAL SPECIFICATIONS

DIMENSIONS:	H190 x L75 x P65 cm
	H76 x L30 x P26 inches
WEIGHT:	SINGLE SIDE : 65 kg (143 lbs)
	DOUBLE SIDE: 80 kg (176 lbs)

### AUTOMOTIVE LIGHTING & ACCESSORY CIRCUITS TRAINER


#### OPTIONAL EQUIPMENT

##### TRAILER LIGHTS




CL-1918-04

##### EUROPEAN REAR LIGHTS



CL-1918-05

##### DASHBOARD CONTROLS w/BCM



CL-1918-02B



Fault Box and BCM  
 installed on rear of CL-1918-02B

The **CL-1918 -02B** includes:

- One (1) left turn flasher warning light;
- One (1) right turn flasher warning light;
- One (1) dome light warning light;
- One (1) HI-beams warning light;
- One (1) instrument panel warning light;
- One (1) driver door switch;
- One (1) passenger door switch;
- One (1) back-up lights switch;

The **CL-1918-04** includes:

- Two (2) turn signal/stop/parking lights;
- Two (2) rear side markers;
- One (1) license plate light; and,
- One (1) trailer lights adapter.

The **CL-1918-05** includes:

- Two (2) turn signal/stop/parking lights;
- Two (2) back-up lights;
- Two (2) rear side markers; and,
- One (1) license plate light.


The **CL-1918-09** includes:

- Two (2) side markers;
- One (1) control module;
- One (1) RPM simulator;
- One (1) RF receiver w/remote;
- One (1) fan;
- One (1) ignition switch;
- One (1) valet mode switch;
- One (1) brake switch;
- One (1) hood switch.

The **CL-1918-14** includes:


- Two (2) side markers;
- One (1) control module;
- One (1) shock sensor;
- One (1) horn buzzer with dB selector;
- One (1) door switch;
- One (1) valet mode switch;
- One (1) operating indicator.

##### REMOTE CONTROL ENGINE STARTER




CL-1918-09

##### VEHICLE ALARM SYSTEM



CL-1918-14



Basic single-sided CL-1918 equipped  
 with CL-1918-02B Moduponent™

- One (1) flasher relay;
- Two (2) fuses (battery/ignition) ;
- One (1) DRL resistance;
- One (1) instrument panel light dimmer;
- One (1) multifunction arm;
- One (1) fault box.
- One (1) data link connector
- One (1) body control module (BCM)